

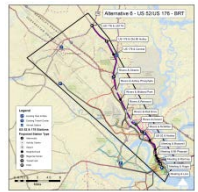

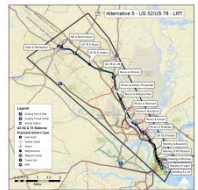

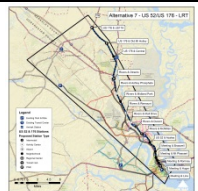

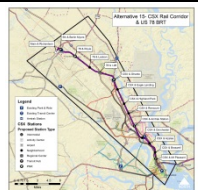

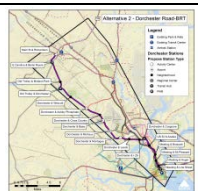

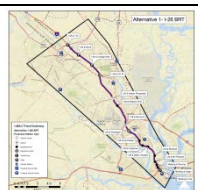

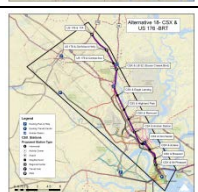

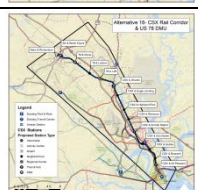

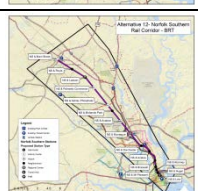



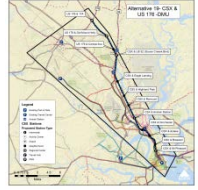

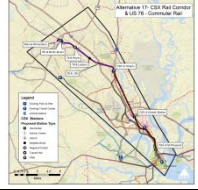





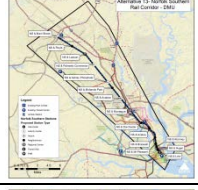

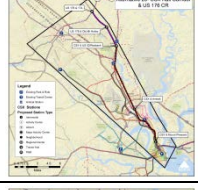

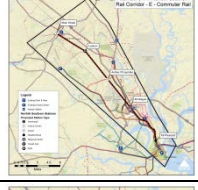

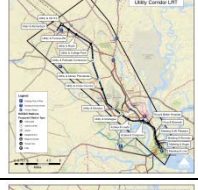





Alternatives			Screen One Goals						Screen One Scoring				Estimated Capital Cost (In Millions)
Name	Corridor	Mode	1	2	3	4	5	6	Total Score (Out of 175)	Rank (1-20)	Rank (1-5) Low to High	Rank (1-5) Number Equivalent	Avg. Cost Does not Include ROW/ Excess Design
4-US 52 / US 78 C-1 -BRT			22	23	20	23	25	20	157	1	Medium-High	4	\$390
6-US 52/ US 176 C-2-BRT			21	25	22	21	19	15	148	2	Medium-High	4	\$370
5-US 52 / US 78 C-1 -LRT			22	15	20	24	21	17	133	3	Medium-High	4	\$2,050
7-US 52/ US 176 C-2-LRT			21	16	22	22	17	16	131	4	Medium-High	4	\$1,950
15-CSX Rail Line/Bus via US 78 F-1-BRT			19	17	14	23	18	16	124	5	Medium-High	4	\$370
2-Dorchester Road B-BRT			17	23	12	13	16	12	116	6	Medium	3	\$400
1-I-26 A-BRT			16	18	16	19	10	19	115	7	Medium	3	\$370
18-CSX Rail Line/Bus via US 176 F-2 -BRT			19	17	16	19	16	11	115	8	Medium	3	\$350
16-CSX Rail Line/Bus via US 78 F-1-DMU			19	8	14	24	18	15	107	9	Medium	3	\$580
12-Norfolk Southern Rail Line E-BRT			12	17	12	18	14	16	106	10	Medium	3	\$340

Alternatives			Screen One Goals						Screen one Scoring				Estimated Capital Cost (In Millions)
Name	Corridor	Mode	1	2	3	4	5	6	Total Score (Out of 175)	Rank (1-20)	Rank (1-5) Low to High	Rank (1-5) Number Equivalent	Avg. Cost Does not Include ROW/ Excess Design
3-Dorchester Road B-LRT			19	14	12	14	14	13	100	11	Medium	3	\$2,150
19-CSX Rail Line/Bus via US 176 F-2 -DMU			18	8	16	20	16	10	97	12	Medium	3	\$550
17-CSX Rail Line/Bus via US 78 F-1-CR			15	6	12	25	17	14	94	13	Medium	3	\$580
10-Santee Cooper Utility Corridor D-2-BRT			11	20	12	11	8	12	94	14	Medium	3	\$400
8-SCE&G Utility Corridor D-1-BRT			9	19	12	14	9	11	93	15	Medium	3	\$410
13-Norfolk Southern Rail Line E-DMU			10	8	12	19	14	16	88	16	Medium	3	\$540
20-CSX Rail Line/Bus via US 176 F-1-CR			14	6	14	21	15	9	84	17	Medium-Low	2	\$550
14-Norfolk Southern Rail Line E-CR			10	6	10	20	13	16	80	18	Medium-Low	2	\$540
9-SCE&G Utility Corridor D-1-LRT			9	11	12	15	6	14	79	19	Medium-Low	2	\$2,175
11-Santee Cooper Utility Corridor D-2-LRT			11	11	12	12	6	13	77	20	Medium-Low	2	\$2,125